

Sea Scout Ship 461

SSS Nautilus (461)

<http://www.soudertonseascouts.org>



Ship 461

Zion Mennonite Church

149 East Cherry Lane

Souderton, Pennsylvania 18964

Crew Member Handbook

December 2012



Sea Scouts, B.S.A.

Table of Contents

Skipper's Welcome.....	1
Mission Statement.....	3
What is expected of you.....	3
Ship's Organization	4
Activities.....	4
Our Fleet	5
Sea Scout Customs & Courtesies.....	5
The Double Salute.....	6
Piping The Side.....	7
Ship's Bells	7
Other Sea Scout Courtesies.....	8
Boat Etiquette.....	8
Fund Raisers.....	9
BSA Safe Scouting	9
Aquatics Safety	9
Safety Afloat	10
Personal Flotation Devices (P.F.D or Life Vest)	10
Medical Information	10
Driving Policy.....	11
Sea Scout Uniform.....	12
What Kind of Uniforms?	12
Activity uniform.....	13
Activity uniform Insignia.....	13
Class B Summer Uniform.....	14
Dress Uniform.....	15
Dress Uniform Insignia.....	15
Rolling the Sea Scout Neckerchief	16
Class B T-Shirt.....	17
The Sea Scout Code	18
The Sea Scout Promise	18
The Sailor's 23rd Psalm.....	19
A Sailor's Prayer.....	19
Ship's Standards.....	20



Ship's By-Laws..... 22
Code of Conduct 25
Parent Involvement in Sea Scout Ship 461..... 32





Sea Scout Ship Nautilus (461)

Timothy P. Wile, Skipper
129 Oxford Road
Lansdale, Pennsylvania 19446-4763

Dear Sea Scout:

Welcome aboard! We're really glad you've decided to join us. We'd like to take a moment to tell you a little about our Ship, how it runs, and your part in our program. Some of this information you've already been told, but we would like to repeat it in print. Please share this information with your parents.

The "Ship" is a Sea Scout Ship, which is a part of Sea Scouts, BSA, a division of the Boy Scouts of America. We are a co-ed high adventure program for youth from 14 to 20 (or 13 if you have completed the eighth grade) who enjoy sailing, power boating, kayaking, canoeing and anything else to do on the water. The program also includes learning the skills to maintain our fleet and to be safe on the water. Our program is youth led and youth run. We have been chartered at Zion Mennonite Christian Church since 2012 and we are looking forward to having a lot of fun over the coming years.

We are known as *Ship 461, S.S.S. Nautilus*. The Ship usually meets at in the Fellowship Hall of the Zion Mennonite located at 149 East Cherry Lane, Souderton, PA 18964. We meet the Monday evenings from 1900 to 2030 (7:00 o'clock to 8:30 o'clock p.m.), but plan to arrive at 1845 (6:45 o'clock p.m.) or before. If you are unable to attend a meeting, you should call the Boatswain (Sea Scout Youth Leader) to let him/her know. We will give you his/her phone numbers later because the person holding this office changes from time to time. If you need a ride to or from the meeting, please talk with your Ship's leaders and members to find out who lives in your area.


Please take time to read over the entire packet carefully. You will enjoy yourself much more and have a rewarding experience if you know what's going on. If you have any questions, don't hesitate to ask your Boatswain or Boatswain's Mate.

There are a number of forms at the end of this packet that need to be filled out as soon as possible. Please plan on completing them and your Sea Scout registration form with your parents not later than the next meeting if



you have not done so already. We're really pleased that you've decided to join us. Please don't hesitate to let us know if there is any way we can make your experience as good as it can be.

Yours in Sea Scouting,

A handwritten signature in blue ink that reads "Timothy P. Wile". The signature is written in a cursive style with a long horizontal stroke at the beginning.

Timothy P. Wile
Skipper, SSS Nautilus (461)
tim_wile@msn.com



Sea Scout Ship 461

Mission Statement

The mission of Sea Scout Ship 461 is to provide a meaningful introduction to the traditions and skills of the sea while promoting the ideals of the Boy Scouts of America. To engage high school/college age young men and women of the General Nash District area for the purpose of developing technical and leadership skills in a dynamic nautical environment. This program is for the members and by the members. Throughout all facets of our operations we will focus on developing peer leadership, problem solving, ethics and industrious work habits while having fun at the same time. This will be done in a safe and structured environment.

What is expected of you

The Ship has a year-round program that we believe you will enjoy. The Ship's Petty Officers (youth leaders) plan the program. It includes sailing, canoeing, kayaking, power boating, camping, hiking, as well as social and service events.

You will need to do a few things right away so that you will be prepared to participate in these events:

1. Read through this booklet completely and know what it says. Ask questions about anything you don't understand.
2. Obtain a copy of the Sea Scout Manual (available from the Cradle of Liberty Scout Shop located at 1485 Valley Forge Road, Wayne, PA 19087 phone 610-989-9626) and leaf through it. The manual may also be downloaded at <http://www.newseascout.org/>. Familiarize yourself with where things are in the Manual, as well as what you'll need to do to advance. The Ship is committed to seeing all new Sea Scout Recruits earn the Apprentice rank within six months.
3. You are expected to make a constant, progressive effort towards advancement. Look through the Apprentice requirements. Read the material related to each Apprentice requirement. As you progress ask one of the adult advisors to sign off on your requirements.
4. Get your activity uniform together right away and start working on your dress whites. You will need the activity uniform for ship activities, and the dress



uniform for ceremonies, bridge of review, bridges of honor and other formal activities.

5. Be in uniform and bring your *Sea Scout Manual* to all Ship meetings and activities.

6. Always be on time for Ship events. Ship meetings start at 1830 (6:30 o'clock p.m.) sharp – you should be on deck **no later than 1815** (6:15 o'clock p.m.). Come early and we can socialize.

7. Keep your dues paid up. It costs something to run this operation. You're getting a great program for your dues.

8. Courtesy and respect is infectious! The officers of Ship 461 will treat you with dignity and respect. Do the same in return. Use "sir" and "ma'am" always. This is a life skill that's important to acquire.

Ship's Organization

Ship 461 is a youth-run Ship. Ship 461's program is developed and run by the Sea Scouts with adult advisory help and supervision. The Sea Scout in charge of the day-to-day operations of the ship is the Boatswain, who works with the Skipper to ensure that the Ship's program is carried out according to the wishes of the Scouts. They are responsible for making sure that the Sea Scouting program is run appropriately and that BSA rules are followed. The Ship functions with the assistance of the Ship 461 Committee that helps provide the resources and support as needed. A detailed discussion of our Ship's organization can be found in your *Sea Scout Manual* on pages 2-1 to 2-11.

Activities

The Ship has a weekend activity nearly every month of the year and at least one longer "cruise". A number of our weekend activities involve our sister Boy Scout unit, Troop 461. We also have some week night activities. Most weekend and cruise activities have a cost associated with them over and above the cost of your dues. It is the Sea Scout's responsibility to turn in the announced fees and permission slip one week prior to the event. (Occasionally the advanced lead-time is even longer, but you will be notified if it is.) This will allow the leadership to line up appropriate transportation, make necessary registrations, and purchase food.



Our Fleet

Our Sea Scout fleet currently consists of two boats:

- A 22 foot Catalina sail boat. This vessel was donated to the Ship along with its trailer and does require a considerable amount of work to make it sea-worthy. Most of the work is of a deferred maintenance type and requires more elbow grease than technical expertise. The vessel has a cabin that can sleep four (4) persons and also has a galley.
- A 16 foot O'Day Day Sailer II sail boat. This vessel was also donated to the Ship and is sea-worthy. While it's cabin has no berths for overnight accommodations nor does it have a galley, gear can be stored in the forward cabin.



Sea Scout Customs & Courtesies

Sea Scouting brings to its members a wealth of customs and courtesies based on the lore of the sea. Much like the international code flags on a ship, these customs and courtesies are very colorful, but as you consider them more closely, you find they are much more than just decorative. They carry a message of appreciation and respect for the great and wonderful achievements of the seafarers and adventurers of the past.

Customs and courtesies also furnish the background for Sea Scouting ceremonies and formalities. Their purpose is not only to add atmosphere, but to point out the value of respect among shipmates for the rights of others, for their own duties, and for the value of teamwork.

Respect developed in this way helps a Sea Scouts bridge the gap between authority and responsibility. Summed up, this is the Sea Scouts' respect for authority and, in turn, the Sea Scout leader's respect for his or her responsibility to the members.

These traditions of the sea cannot be effective unless the members and the ship's petty officers get into the spirit as they conduct these ceremonies. Some ships establish a landship with enough equipment to create the proper atmosphere.

One word of caution might be helpful. In building tradition and an atmosphere with customs and courtesies, do not overdo them. A little ceremony goes a long way; too much can become boring to those who take part and ridiculous to those who watch.

To create the most satisfactory atmosphere, try to have a happy ship. Except in ceremonies, the ship members salute their adult officers only the first time they meet



during meetings. All ceremonies are executed with snap and order, for its better to not have a ceremony at all than to have one carried out in a sloppy manner.

No one barges aboard a Sea Scout ship. Permission is always requested from the duty officer by anyone – visitor or member – to board. Keep in mind that even though it is the custom of the sea for visitors and adult officers to come over the starboard gangway, Sea Scouts use the port gangway. If both gangways are on the same side, adult leaders and visitors use the after gangway, while the Sea Scouts use the forward gangway.

The Sea Scout Salute and Handclasp Sea Scouts use the traditional military salute with all fingers extended. The salute should be executed smartly from the position of attention.

The handclasp is also the adult handshake used daily by people as they greet each other. It is given with the right hand in a firm manner that indicates sincerity.

The Double Salute

On all formal and official occasions, whenever Sea Scouts come aboard a Sea Scout ship, they perform two salutes. As they do this, they continue to carry out a custom of the sea that began centuries ago.

In the early days of Christianity, it was the custom to place on the mainmast of large vessels a statue of the Blessed Virgin, the patron saint of the ship, or perhaps a crucifix. Every seaman, upon coming aboard the ship, took off his hat or made the sign of the cross as a form of salute in the direction of the mainmast.

National flags became prominent in the 14th and 15th centuries. Ships of maritime nations soon began to fly their national ensign and requested that it be recognized also by seamen. So the double salute became a universal rule as each seaman, coming aboard, saluted both the mainmast and his national ensign. On all formal and official occasions, therefore, Sea Scouts, immediately upon stepping aboard, salute first the center of the ship which is the traditional salute to god. Then they turn toward the flagstaff at the stern of the ship and perform the traditional salute to the ensign of our nation. Note that this is the reverse of the Navy tradition of saluting the ensign first and then the officer of the deck.

Upon going ashore or leaving the land ship, each person gives the double salute in reverse, first to the national ensign and then to the mainmast.



Piping The Side

This is the survival of an old custom handed down from European navies. Centuries ago, when ships were under the command of dandies of the court rather than practical seamen, these worthies considered themselves too good to walk on board the ship or climb the gang way steps. Indeed, their elaborate attire would scarcely allow such exercise. Accordingly, a boatswain and a detail were assigned to hoist them on board in a chair. the motions of the chair as it carefully lifted them and deposited them “all standing” on the quarterdeck were controlled by the boatswain's pipe with the calls “hoist away,” “lower away,” and “secure.”

In the side boys of today's boarding ceremony with the boatswain and his pipe, we can see what is left of the custom. The following rules should be observed in appointing side boys.

- Two side boys—ship’s officers, visiting ships' officers, ship committee member
- Four side boys—District and council officers
- Six side boys—officers related to the area or regional office
- Eight side boys—officers related to the National Council

Ship’s Bells

Clocks, as we know them now, were not invented until the 14th century. However, there were various ways of approximating time in the old days. On board ship it was not possible to use the sundial or the water clock because these called for a solid foundation and steadiness. So it was necessary to use the hourglass for denoting the passage of time on board ship.

Before the use of sails, the passage of time was extremely important to the poor slaves who manned the oars of the ships of Assyria and Egypt, and even in the time of the Romans and the Greeks.

In these very early days, sand passed from one half of the glass to other in approximately $\frac{1}{2}$ an hour, and a normal turn at the oars consisted of two shifts of the glass, that is, one hour of time. A gong was struck once at the $\frac{1}{2}$ hour and twice at the end of the hour.

With the advent of auxiliary sails, the spell at the oars was extended over a longer time – four turns of the glass. This period of time was indicated by striking the gong four times with an interval between the second and third strokes.



When sails entirely superseded oars, the length of time that men were on watch (on duty) was extended to eight turns of the glass, which corresponds to the present four hour watch/

These watches were indicated by the striking of the ship's bell at ½ hour intervals, thus making a total of eight bells for each watch.

Other Sea Scout Courtesies

The respect of the young for the old and of the junior for the senior is expressed in many ways in Sea Scouting. For instance, when several officers of various ranks are coming aboard a larger ship from a small boat, the senior always leads from the small boat, followed by the juniors, but when disembarking, the senior always gets into the small boat last.

At the table it is customary for the junior to remain standing until the senior is seated or orders are given to take seats. The junior never leaves the table after the meal until he or she has asked for and received permission from the presiding officer at the table.

But perhaps one of the most outstanding forms of courtesy found in Sea Scouting is the use of the word “sir” or “ma’am.” No one ever hears a Scout say “no” or “yes” to a leader. It is always “yes sir,” or “no sir,” or “Aye aye sir,” or “ma’am.”

Sea Scouts are ladies and gentlemen, and courtesy is the outward expression of this. Of course, this courtesy is practiced by the Skipper who is constantly thinking of the comfort and happiness of the ship's company. He or She gives orders with this thought in mind.

Boat Etiquette

Your conduct aboard a boat, the terminology you use, the flags you fly, your knowledge of customs and courtesies, the way you hail or salute others, all identify you to the informed observer as a knowledgeable boatman or a novice. The rules of etiquette at sea are many and important. For example, nothing betrays unfamiliarity with prescribed practice quite so publicly as the unrestrained display of flags. Only a few are recognized, and they should be displayed at the proper time and in the proper place.

- At Anchor — The ensign on the stern flag staff, the ship's flag on the bow or mainmast
- Under way — The ensign on the mainmast or bow, the ships flag on the stern mast or mainmast to the port side and just below the ensign



Fund Raisers



Ship 461 is entirely self-funding. This funding comes from donations, dues, activity fees, and from fundraising activities. The Ship has always tried to keep costs as reasonable as possible to help make it affordable for as many people as possible. The Ship has at least one fund-raiser over the course of the year. All money earning projects must be approved by the Skipper and meet the requirements listed on the BSA Unit Money Earning Application, No 34427.

Since we have kept dues low, the Ship requires that all Scouts participate in all fund-raising activities.

BSA Safe Scouting

Aquatics Safety

Before a BSA group may engage in aquatic activities of any kind, a minimum of one adult leader must have completed Safe Swim Defense training within the previous two years and agree to use the eight defenses in the plan.

The two most important defenses are qualified supervision and discipline:

- All swimming activity must be supervised by a mature and conscientious adult age 21 or older who understands and knowingly accepts responsibility for the well-being and safety of youth members
- Scouts should respect and follow all directions and rules of the adult supervisor



Safe Swim Defense applies to all swimming activities as well as other non-swimming activities whenever participants enter water over knee deep or when submersion is likely.

The BSA swim test demonstrates the minimum level of swimming ability required for safe deep-water swimming. The various components of the test evaluate the several skills essential to this minimum level of swimming ability. Each member must pass the test prior to being allowed to participate in any water activities.

The requirements of the swim test are:

Jump feet first into water over the head in depth, level off, and begin swimming. swim 75 yards in a strong manner using one or more of the following strokes: sidestroke, breaststroke, trudgen, or crawl; then swim 25 yards using an easy, resting backstroke.



The 100 yards must be completed in one swim without stops and include at least one sharp turn. After completing the swim, rest by floating.

Safety Afloat

Safety Afloat has been developed to promote boating and boating safety and to set standards for safe unit activity afloat. Before a BSA group may engage in an excursion, expedition, or trip on the water (canoe, raft, sailboat, motorboat, rowboat, tube, or other craft), adult leaders for such activity must have completed Safety Afloat Training within the previous two years and be dedicated to full compliance with all nine points of Safety Afloat.



Parasailing, kite-surfing, and recreational use of personal watercraft (small sit-on-top motorboats propelled by water jets) are not authorized BSA activities.

Personal Flotation Devices (P.F.D or Life Vest)



guests.

The use of a Personal Flotation Device is mandatory on all water related activities. For most of our activities either a Type II or a Type III is acceptable. Scouts need to purchase their own PFD within six months of joining or contact the Skipper for special arrangements. The Ship keeps extras for

Medical Information

It is required that all members of the Boy Scouts of America have periodic medical evaluations by a licensed health-care practitioner. In recent years, in an effort to provide better care to those who may become ill or injured and to provide youth members and adult leaders a better understanding of their physical capabilities, the Boy Scouts of America established minimum standards for providing medical information prior to participating in various activities.

Because we are a high adventure activity performed under strenuous conditions (heat, cold water, weather and physical stress) we require a Class 3 medical every 12 months. The class 3 medical is required for any event involving strenuous activity such as backpacking, high altitude, extreme weather conditions, cold water, exposure, fatigue, athletic competition, adventure challenge, or remote conditions where readily available medical care cannot be assured. Medical information required includes current health history supported by a medical evaluation within the past 12 months performed by a



licensed health-care practitioner.

Form 34605 is to be used by youth for Class 3 activities. Adults age 40 or older will use this form for Class 2 and Class 3 activities.

Here is the link to download the form:

- http://scouting.org/filestore/pdf/34605_Letter.pdf

Note: Due to the unique and specific activities of each high-adventure base, the Annual Health and Medical Record will not be accepted at any of the High Adventure Bases (Philmont Scout Ranch, Florida Sea Base, Northern Tier). We will make the necessary forms available if we plan activities to these.

Driving Policy

It is Ship 461 policy that all drivers to, from and during scouting activities be at least 18 years of age. Scouting activities include fund-raising events, and all other activities planned by the Ship, the council, the region, or any other entity under the auspices of the Boy Scouts of America, other than regular meetings.

Under no circumstances may a Scout:

1. Operate a vehicle to, from, or during a scouting activity or meeting while under the influence of drugs or alcohol or while otherwise physically or mentally impaired.
2. Have other scouts in his vehicle going to, from, or during a scouting activity or meeting without prior written consent of the other scout's parents.

Insurance on the driver's vehicles must be current and comply with state minimums. (BSA recommends 50/100/50). The automobiles must meet all state safety equipment requirements.

Seat belts are required for every Scout in the vehicle.

Where special circumstances require it, an exception may be made by the adult advisor for the effected activity in consultation with the Skipper, who may allow a Scout who is a licensed driver to drive alone to an activity, provided the Scout's parent or guardian submits written permission before each such activity. Where such an exception is made, it shall be the Scout's duty, when he or she arrives at the activity, to turn over custody of all keys for the vehicle to the Skipper or adult advisor. All Scouts' vehicles shall be designated as off limits until departure.

Any violation of this policy will be treated with the utmost seriousness. The Ship recognizes each parent or guardian's right and responsibility to decide how their Scout will be transported to meetings and activities where transportation as a group is not provided.



Sea Scout Uniform

The uniform is an important part of being a Sea Scout. Looking sharp reflects not only on you but also on the rest of your shipmates. As a Sea Scout, you are expected to report to all ship formations properly and fully uniformed.

Your uniform builds a group identity and pride among the ship members. You are constantly reminded that you are a part of something bigger than yourselves. With group identity comes group loyalty. Sea Scouts want to be diligent in participation in ship activities – not to just be there when they don't have anything better to do. Uniforms start the process towards that diligence. Your uniform allows the individual member to show his pride in being a Sea Scout in that it gives you a place to display both your badges of office and your badges of rank.

Your uniform allows others to identify your ship as a member of the Scouting community. Your ship, by being identified as such by the public, can become the beneficiaries of public donations of goods, services, and money – it happens all the time. People who have no connection to your Ship will give you things because they saw you out somewhere, identified you as Sea Scouts, and know that because you are that, your program is worthwhile. The better your Ship looks and the easier it is to identify it as a Sea Scout Ship, the more likely it is that donations of all sorts will come your way.

Although wearing the uniform can be a definite plus for our ship, Sea Scouting is not a “junior navy,” and excesses with uniforms that might confuse the public or violate Federal law are not part of our program and should not be worn. By the same token, the carrying of firearms of any type or swords or other presentation edged weapons is prohibited by BSA policy.

What Kind of Uniforms?

Sea Scout uniforms come in three classes – dress uniforms, activity uniforms and Class B summer uniforms (for strenuous on water activities... *e.g.* Kayaking/Canoeing). The term “activity uniform” can be misleading because the clothes worn for work are usually clothes that the wearer never plans on using for anything else. It is important, too, that you understand that while there is a federal law that prohibits the copying of military uniforms, the Boy Scouts of America was specifically exempted from this law provided certain things are done to identify its member's as Scouts. One is that Sea Scouts wear a Scout council badge on the shoulder with the Ship's number below it and the Sea Scouts BSA strip is worn above the right pocket. Additionally, military ribbons are not to be worn on Sea Scout uniforms. The idea is that anyone can look at the uniform and know that the wearer is a part of the BSA, not the U.S. military.

Notes:

- The Ship issues white dress uniforms and a portion of the activity uniform to its members upon the payment of their initiation fee. The issued uniform



items are considered Ship property and are to be returned when the member leaves the Ship or graduates into the adult leadership ranks. If a ship member out grows a uniform or part of a uniform, it can be exchanged for a larger size as long as the item being turned in is serviceable.

- All of the necessary patches are available for purchase from the Skipper
- The Ship ball cap is available for purchase from the Skipper

Activity uniform

The Sea Scout “Activity uniform” is worn sailing and to all ship activities other than ceremonies or formal occasions. Our activity uniform consists of sturdy apparel that will hold up to the rigors of Sea Scouting and sailing.

You will be issued you’re part of your activity uniform as soon as your initiation fee has been paid. It consists of the following:

- Blue Chambray Work Shirt
- White undershirt (member supplied)
- Blue Jeans (no embroidery) or Navy blue cargo shorts (member supplied)
- Sea Scout Ship 461 Ball cap (purchased from ship)
- Black Web Belt with silver tip; Silver Buckle
- Black socks (member supplied)
- Non-marking boat shoes or white-soled white canvas sneaker. Absolutely no bare feet, open-toed shoes, or sandals (prohibited by BSA Safety regulations) (member supplied)

Activity Uniform Insignia

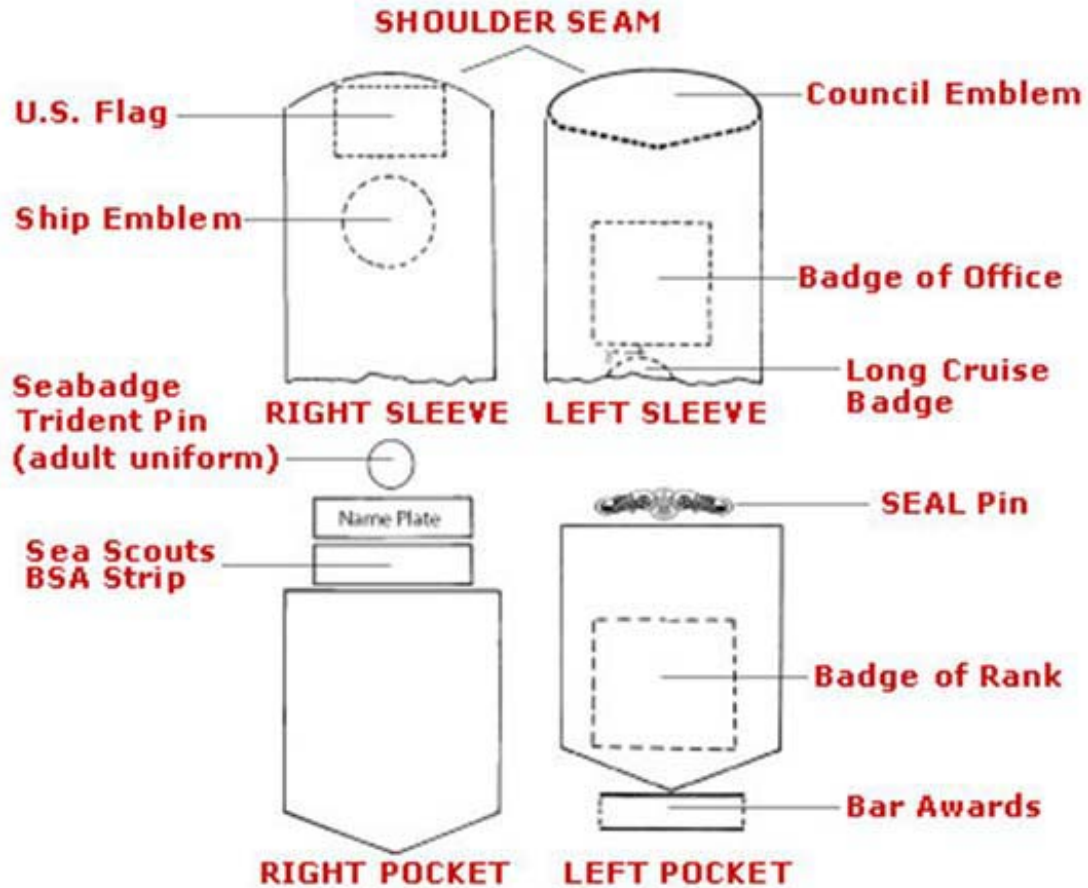
Right Sleeve: The U.S. flag is worn centered touching the shoulder seam. The ship 461 emblem is worn centered 1” below the flag.

Left Sleeve: Cradle of Liberty Council patch is worn centered touching the shoulder seam. The blue Ship numerals (461) are worn centered 1” below the council patch. The blue or chambray badge of office is worn 4” below shoulder seam.

Right Pocket: Blue or chambray embroidered SEA SCOUTS BSA is worn in line with top edge of left pocket.

Left Pocket: Blue badge of rank (when earned) is centered on left pocket. The activity uniform should be worn during activities when you are not in your dress uniform. We encourage the use of Scouting-only apparel on ship activities.





Class B Summer Uniform

The Sea Scout "Class B Summer Uniform" is worn Kayaking/Canoeing/Power boating in hot and humid conditions.

You are expected to get your Class B Summer uniform by early June. It consists of the following:

- Blue Ship 461 T-Shirt (this is a custom shirt you can get thru the Skipper at cost)
- Khaki cargo Shorts
- Sea Scout Ship 461 Ball cap
- Black Web Belt with silver tip; Silver Buckle
- Non-marking boat shoes or white-soled white canvas sneaker. Absolutely no bare feet, open-toed shoes, or sandals (prohibited by BSA Safety regulations)



Dress Uniform

The Ship's dress uniform is worn at all ceremonies and formal occasions, Bridges of Review, Bridges of Honor and other special occasions, such as Scout Sunday. It represents the Ship at its' finest appearance. The Ship maintains a supply of white dress uniforms and members are issued the dress uniform upon joining and payment of the initiation fee. While the uniforms are procured from the US Navy, we however must modify this uniform to conform to BSA standards. We stock the patches that are required for this conversion and will give advice on the embroidery necessary.

You should have a white full dress uniform within a month or two of joining the Ship. The dress uniform consists of:

- Dress white shirt/blouse
- White undershirt (member supplied)
- Dress white trousers/slacks
- White hat
- White web belt with silver tip; silver buckle
- Black socks (males) or skin colored stockings (females) (member supplied)
- Black well polished shoes (member supplied)

Dress Uniform Insignia

Sea Scout insignia must be worn only on officially prescribed locations as noted below.

Right Sleeve: The U.S. flag is worn centered below and touching the shoulder seam. The ship 461 emblem is worn centered 1" below the flag.

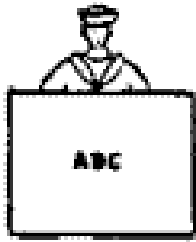
Left Sleeve: The Cradle of Liberty Council strip touches shoulder seam. White ship numbers worn centered 1" below the council patch. White badge of office is worn snug up to Ship numeral. Long Cruise badge (when earned) centered ½ inch below badge of office.

Right Pocket: Black embroidered SEA SCOUTS BSA is worn in line with top edge of left pocket.

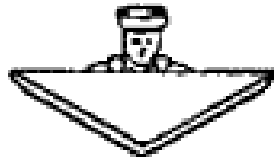
Left Pocket: Badge of rank is centered on left pocket. Service stars centered ¼ inch above pocket, ¾ inch from center to center. Awards suspended by ribbons worn centered over pocket below seam and service stars. Bar awards (*i.e.*, Small-Boat Handler) worn centered ¼ inch below pocket.



Rolling the Sea Scout Neckerchief



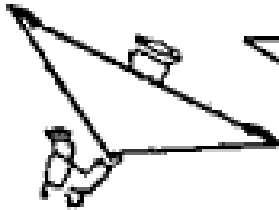
1. Correct Stencil



2. Fold Neckerchief diagonally to form triangle, seams inside



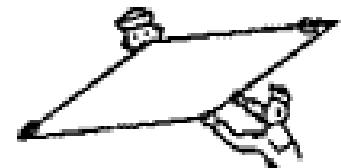
3. Hold taut, place first 2 fingers of left hand across corner, thumb below. Fold up and over fingers to the left



4. Place the first 2 fingers of right hand across corner, thumb below. Fold up and over fingers to the right.



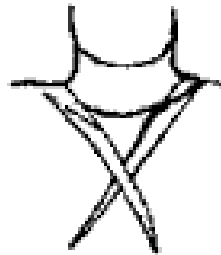
5. Repeat Step 3



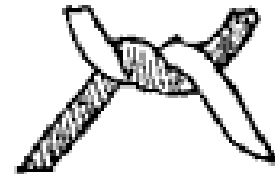
6. Take beginning roll in both hands. Roll toward center until completed.



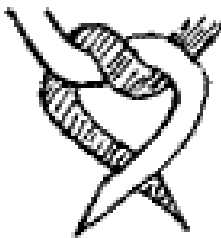
7. Place around neck, right end about 4 fingers longer than left.



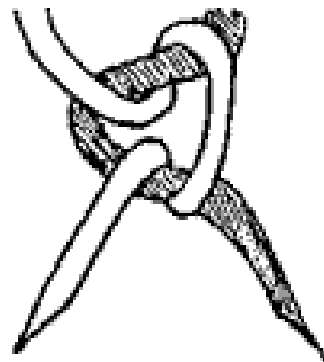
8. Cross long end over short at the "V"



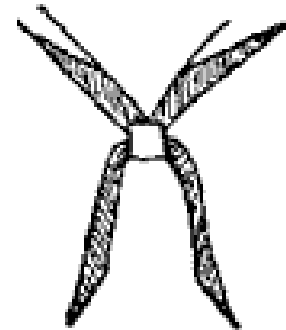
9. Draw long end back up, over, and down to the left.



10. Cross long end over short



11. Bring long end back and thru the formed loop.



12. Shape knot as shown. Top of knot even with bottom of "V". Ends same length.



Class B T-Shirt

The Ship has an official T-shirt that is a part of the Class B summer uniform. You can purchase one from the Skipper at cost once the Ship has the shirts produced.



Ship's Code



The Sea Scout Code

As a Sea Scout—

I believe that America's strength lies in our trust in God and in the courage, strength, and traditions of our people.

I will, therefore, be faithful in my religious duties and will maintain a personal sense of honor in my own life.

I will treasure my American heritage and will do all I can to preserve and enrich it.

I will recognize the dignity and worth of all humanity and will use fair play and goodwill in my daily life.

I will acquire the Sea Scouting attitude that seeks the truth in all things and adventure on the frontiers of our changing world.

The Sea Scout Promise

As a Sea Scout I promise to do my best:

- To guard against water accidents;
- To know the location and proper use of the life saving devices on every boat I board;
- To be prepared to render aid to those in need;
- To seek to preserve the motto of the sea,
- Women and children first.



The Sailor's 23rd Psalm

The lord is My pilot; I shall not go adrift;
He lighteth my passage across dark channels;
He steereth me through the deep waters;
He keepeth my log.
He guideth me by the evening star for my safety's sake.
Yea though I sail mid the thunders and tempests of life
I shall fear no peril, for Thou art with me,
Thy Stars and heavens, they comfort me.
The vastness of thy sea upholds me.
Surely fair winds and safe harbors shall be found
All the days of my life:
And I shall moor, fast and secure, forever
Amen

A Sailor's Prayer

For Full Sails,
For Calm Seas,
For Safe Harbor,
And Companions Along the Journey,
We Thank Thee
'O Lord





Ship's Standards

This list is published for the general information of everyone in our Ship. Make a point to also become familiar with standing operating procedures, regulations, orders, and drills the ship will prescribe from time to time.

1. We are chartered by the Boy Scouts of America and sponsored by the Zion Mennonite Church and operate subject to all of the rules established by Scouting and our sponsor.

2. We will know the Sea Promise by memory, and be familiar with Scouting ideals.

3. All Sea Scouts will make a continuous and progressive effort in advancement.

4. The uniform, when prescribed, will be complete and worn in the proper manner. Covers (Navy white hats) will be worn out of doors and indoors during ceremonies. Wearing the uniform proudly of Sea Scout Ship 461 is both a privilege and a responsibility. The Boatswain will keep the Ship's Company aware of the "Uniform of the Day".

- Activity uniforms will be worn at weekly meetings and special meetings of the Ship

- Class B Uniforms for Kayaking/Canoe/Power boating in humid conditions

- Dress Uniforms are to be used for Ceremonies and special events. Scouts must keep their Dress Whites in very good condition (please tell the Boatswain if you have outgrown your uniform so we can exchange it at no cost to you if in good condition)

5. At any meeting or event, be on deck wearing prescribed uniform and equipment required not later than the time announced. Check with the Boatswain for the prescribed uniform of the day.

6. An officer will be addressed as "sir" or "ma'am."

7. The authority and responsibility of your petty officers and officers will be respected. Deal with your immediate superior. Secure your immediate superior's permission if you want to take a problem to higher authority. Such a request will not be denied, but must be made first. If an order is objected to, carry it out before requesting such permission.

8. On all outings when girls will be part of the Ships Company we will have female advisors (Mates) as per BSA Policy. On trips, girls are not allowed in the boys' berthing area at all, and boys are not allowed in the girls' berthing area at all. Boundaries as well as an agreeable social area will be designated at the time of the trip.



9. Official communications with outside, affiliated, or related organizations or individuals will be conducted through the Skipper or Boatswain or their designee. No other person can make any commitment for the Ship.

10. General meetings of the Ship are mandatory formations. If absence is unavoidable, notify your immediate superior. Special activities, with the exception of fund-raisers, are not mandatory formations. However, if you sign up, you should attend. If absence is unavoidable notify the person in charge in advance. ***Class work for school is your highest priority. Getting it done when given versus the last day before it is due builds character.***

11. Wherever a question or uncertainty exists about proper conduct, rules and orders, you should ask the person in charge. If he or she does not have the answer, he or she is obligated to admit so first, make a temporary ruling only if circumstances require and find the correct answer as soon afterward as possible.

12. The Skipper's word is final and is used as required during extreme conditions where safety is concerned. Follow these orders at the time and later we will debrief the event and how we can avoid the situation in the future.



Ship's By-Laws



1. Objectives

The objectives of Sea Scout Ship 461 are:

- a. To learn
- b. To share responsibilities
- c. To have fun.

2. Membership

Membership shall be open to all young adults of high school-age living in the surrounding area who are at least 14 years of age or 13 years old and in high school. No prospective member shall be disqualified because of race, color, creed, sex, or sexual preference. All members must be registered as Sea Scouts with the BSA and agree to the ship code and bylaws.

3. Officers

- a. The elected officers shall be boatswain, two boatswain's mates, yeoman, and purser.
- b. The normal term of office shall be for 12 months starting on October 1. Elections shall be held in September. The Boatswain and Boatswain's Mates are 12 months.
- c. The Boatswain shall appoint a nominating committee, which shall consist of three members. The committee shall present a complete slate of candidates who have agreed, if elected, to serve to the best of their abilities.
- d. On the night of the elections, any member may present nominations from the floor. If the nomination is seconded and the candidate agrees to serve, he or she must be included on the ballot.
- e. All contested ballots shall be secret.
- f. Nominees must be willing and able to serve in the position elected for the full term of the office.

4. Ship Business

Ship business will be conducted under the principles outlined in Robert's Rules of Order. Voting on all issues will be by simple majority, with the exception of changes or amendments to the bylaws, which will require a two-thirds (2/3) vote of the total active membership. A quorum shall consist of one more than the majority of members for a vote on routine business.

5. General Meetings



General meetings will be held on the second and fourth Sunday of each month from 1830 to 2030. The Boatswain may call special meetings as needed.

6. Officers' Meetings

Officers' meetings will be held as needed. The Skipper may call special meetings.

7. Petty Officer Meetings

Petty officer's meetings will be held at least once a month, during the second monthly (½ hour before the regular scout meetings). This meeting will be used for plotting the direction we want our ship to take.

8. Dues

Dues will be Sixty Dollars (\$60.00) per year, payable in monthly installments of Five Dollars (\$5.00) per month. College or Technical School reserve member's dues, and dues of members who pay their BSA registration dues to another BSA unit, will be Thirty Dollars (\$30.00) per year, also payable in monthly installments of Two Dollars and Fifty Cents (\$2.50) per month. If a member is 30 days delinquent with dues the member will be ineligible to participate in activities. Contact the skipper if you have any difficulties so we can make arrangements.

9. Initiation Fee

Each new member of the ship will pay a one-time initiation fee in the amount of One Hundred Dollars (\$100.00). This initiation fee is in addition to the annual dues that all ship members are required to pay. Upon payment of the initiation fee, the ship member will be issued the necessary Sea Scout uniforms and a Sea Scout Manual. Twenty-Five Dollars (\$25.00) of the initiation fee is considered as a deposit on the ship member's uniform. If the issued uniform items are returned to the ship in serviceable condition, the member will receive a refund of the Twenty-Five Dollar (\$25.00) deposit.

10. Newsletter/Website

The ship will publish a newsletter (which will be sent as e-mail to all sea scouts) the first week of every other month. Included in this mailing too, will be all other supplemental information of interest to the membership. The newsletter will serve as the historical record of the ship. We will also maintain a ship's website with pictures and important data for our use. It is the responsibility of each Sea Scout to keep the Yeoman with up to date e-mails, address, phone numbers both landlines and wireless, for both scout and parents.

11. Fund Raising

Dues will be supplemented by fund raising activities involving the participation of all members. Members not participating may not be entitled to the benefits of the money derived from the activities. The Skipper must approve all fund raising projects and projects must meet the requirements of the BSA



12. Recruiting

Each scout is encouraged to recruit new members.

13. Personal Floatation Device P.F.D. (Life vest)

Each scout is responsible to purchase their own P.F.D within six months of joining and also to maintain his/her own P.F.D. The Skipper will assist in the selection of the best type of P.F.D. for the crew if asked.





Sea Scout Ship 461

Souderton, PA



Code of Conduct

I understand that my attitude and behavior are critical to the success of Sea Scouts activities on the whole and to my ship, SSS Nautilus (Ship 461). I know that I represent an international organization and that behavior, based on the principles expressed in the 12 points of the Boy Scout Law, in the Scout Oath and in the Sea Promise, is expected at all times. I agree to abide by the following:

1. I will cooperate in any work that needs to be done with a cheerful attitude and willingness to be flexible. I will follow the instructions given to me by the adult and youth leadership.

2. I will remember that I am a member of a group and will respect the rights of the other scouts and the adult advisors, as well as the people or property with which I come in contact:

- I will exhibit a mature and respectful demeanor at all times in public venues, and demonstrate good manners in all interactions with others. (Regardless of age, gender, background, or religion.)
- I will be on time for any scheduled departures of activities. I understand it is unfair to keep the group waiting for me.
- I will convey the pick-up time to my parents/guardian so that they will not keep the leaders waiting to return to their families.
- If I have a personal conflict with another person at an event, I will notify the adult leader and work together on resolving the conflict with all parties involved. I will not take matters into my own hands.
- I will not use abusive or profane language or gestures.
- I will observe male / female separation and privacy

3. I understand that the following behaviors will not be tolerated, and will result in **IMMEDIATE REMOVAL FROM THE ACTIVITY**:

- Smoking
- Drinking of alcohol
- Use of drugs (other than those prescribed for medical purposes)



- Sexual misconduct, harassment or public displays of affection
- Attacking or bullying of others (including verbal abuse)
- Disrespect towards an adult
- Leaving the group without permission
- Possessing a weapon/firearm of any kind except when involved in an organized activity of the Ship, such as a shooting sports event

4. I understand that if I am sent home early due to any serious misconduct, it will be the responsibility of my parent(s) or guardian(s) to come and pick me up from the activity, regardless of the location. It will also be the parent(s)/guardian(s) responsibility to make restitutions for their scout's actions.

5. I will be responsible for my personal belongings and equipment. I will not hold Ship 461, Zion Mennonite Church, or the Cradle of Liberty Council responsible for loss or damage due to my negligence.

6. I will treat all equipment and property provided for my use with care. I understand that I will be assessed for damages to any equipment or property in the event that my use of such equipment or property is negligent or abusive.

7. I will use all required safety equipment and follow all safety rules and procedures, including taking a "buddy" when leaving the group and notifying an adult before leaving.

8. I understand that failure to adhere to these guidelines of behavior and the rules set forth in the bylaws will result in disciplinary action being taken as outlined below, up to and including expulsion from the ship.

The following disciplinary measure may be taken if a scout is in violation of this Behavioral Contract. The order they will be followed will be based on the severity of the violation:

- Verbal Warning
- Conference with chaperones
- Phone call to parents
- Restriction from full participation in an activity

After any of the above steps have been taken, an appropriate behavioral change is expected.

If disciplinary measures prove unsuccessful in attaining acceptable behavior, the scout will be sent home from the activity. Parents will be responsible for picking up their scout immediately at the location of the activity, regardless of the location, at their own expense. *If the parent(s)/guardian(s) is/are not available to pick up the scout, one of the two following scenarios will take place:*



- If there are sufficient leaders, the scout and two leaders will bring the scout to a place to allow the parent/guardian to pick up their scout.
- If there are not enough adults to maintain the required two deep leadership while the offending scout is escorted to a meeting place for parental/guardian pick-up, the event will be cancelled for the ship. All scouts will be returned promptly. The parent/guardian of the offending scout will be expected to make restitution to the ship and other parents for said missed events or arrangements.

More serious infractions as listed in item #3 above will result in immediate removal from the activity without following the disciplinary steps outlined above.

Once a scout has been sent home from an activity they are considered to be on six month probation. Subsequent violations of this Code of Conduct which result in the scout being sent home from an activity during the probationary period will result in expulsion from the ship.

Successful completion of the six month probationary period with no further violations will result in the probation being lifted. The scout will be given a “clean slate” at this point. The scout will be allowed to return to full status in the ship.

I have read the Code of Conduct for participation in the activities and events of Ship 461 and agree to abide by the conditions outlined therein. If I should violate any of the conditions set forth, I realize that I may be sent home from the activity, and placed on probation. I understand that further violations during the Probationary period may result in my expulsion from Ship 461.

Signature of Youth Participant Date

I have read and discussed with my scout the above Code of Conduct. I agreed with the above responsibilities of my scout, and understand that if disciplinary action is taken that requires my child be removed from an activity I will be responsible for picking up my scout at my expense. I understand that I am also responsible for any and all other expenses that my scout may cause to other scout, equipment and other ships by their actions. *If other travel arrangements are made at my request, I understand that Adult Chaperones will not accompany my child home, if my child is over 18 years old.* I understand that repeated behavioral violations may result in my child being removed from Ship 461.

Signature of Parent / Guardian Date

Parents and Scout are asked to sign this page and return it to the Skipper



Sea Scout Ship 461

TALENT SURVEY

Welcome to Sea Scouting. We have a fine group of families and friends that have indicated their willingness to help according to their time and abilities. We invite you to add your talents and interests so the best possible program can be developed for our members. Please fill out the form below and return it to the committee. Your cooperation and help are appreciated.

1. My hobbies are:

2. My job, business, or profession that would be of interest to young adults is

3. I am willing to help as:

leader or assistant

resource

4. My Scouting experience:

as a youth: _____

as an adult: _____

5 I have a:

station wagon van or truck tow vehicle workshop camping gear

sailboat motorboat cottage camping property

6. I can help or would like to learn in these areas:

canoeing scuba diving sailing white water rafting backpacking

snow skiing water skiing rappelling camping + swimming/diving

first aid/CPR boating skills fitness/sports fundraising

phone/communications

other _____

Name _____ Home phone _____

Address _____ Cell phone _____

City _____ State _____ ZIP _____

Date _____ E-Mail _____

Please forward this form to our Information Officer



Sea Scout Ship 461

Survey of Activity Interests

Complete the following. Your responses will be used to help develop the program of activities throughout the year, so it is very important that you provide complete responses.

Name: _____

Date: _____

1. What specific interests do you have that you would like to see our ship pursue during this year?

2. Do you have any ideas or suggestions for activities that would address these interests?

3. Consider for a moment the six experience areas (career, service, leadership, social, outdoor, and fitness). How would your interests fit into any of these areas?

Please forward this form to our Information Officer



Ship 461

Activity Consent Form and Approval by Parents or Legal Guardian

First name of participant and middle initial _____

Last name _____

Birth date (month/day/year) ____/____/____ Age during activity _____

Address _____

Additional address (need street address if you have a P.O. box)

City _____ State ____ Zip _____

Phone _____ E-mail _____

Area code and telephone number (best contact/emergency contact) E-mail (for use in sharing more details about the trip or activity)

Has approval to participate in

(Name of activity, outing trip, etc.)

From _____ to _____

(Date) (Date)

Without restrictions Special considerations or restrictions:

Hold Harmless Agreement

I understand that participation in the activity involves a certain degree of risk. I have carefully considered the risk involved and have given consent for myself or my child to participate in the activity. I understand that participation in the activity is entirely voluntary and requires participants to abide by applicable rules and standards of conduct.

The undersigned, fully understanding that all water activities may be dangerous and involve certain inherent risks, agrees to assume all risks related to this event and will hold the Boy Scouts of America, Cradle of Liberty Council, Zion Mennonite Church, Ship 461 and its adult leaders harmless, and covenants not to sue in the event of any injuries or death.

In case of emergency involving my child, I understand every effort will be made to contact me. In the event I cannot be reached, I hereby give my permission to the medical provider selected by the adult leader in charge to secure proper treatment, including hospitalization, anesthesia, surgery, or injections of medication for my child. Medical providers are authorized to disclose to the adult in charge examination findings, test results, and treatment provided for purposes of medical evaluation of the participant, follow-up and communication with the participant's parents or guardian, and/or determination of the participant's ability to continue in the program activities.

Participant's signature _____ Date _____

Parent/guardian printed name _____

Parent/guardian signature _____ Date _____



Ship 461

Parent/Guardian Photo Release Form

We are sending you this parental consent form to both inform you and to request permission for your son's/daughter's photo/image to be published on the Sea Scout Ship 461 website. As you are aware, there can be potential dangers associated with the posting of photos/images on a web site or in the media since global access to the Internet does not allow us to control who may access such information. These dangers have always existed; however, we want to post photos/images of his/her involvement in Sea Scouting. The law requires that we ask for your permission to post photos/images of your child. Pursuant to law, we will not release any photos/images without prior written consent from you as parent or guardian. No names or other personally identifiable information will be posted.

If you, as the parent or guardian, wish to rescind this agreement, you may do so at any time in writing by sending a letter to the Sea Scout Ship 461 Skipper and such rescission will take effect upon receipt.

Check only one of the following choices:

I/We GRANT permission for this Sea Scout's photo/image to be published on the Sea Scout Ship 461 public internet website.

I/We DO NOT GRANT permission for this Sea Scout's photo/image to be published on the Sea Scout Ship 461 public internet website.

Scout's Name (please print) _____

Print Name of
Parent/Guardian _____

Signature of
Parent/Guardian _____

Relation to the
Scout _____

Date: _____



Parent Involvement in Sea Scout Ship 461

We'd like to take a moment to welcome aboard the parents of our members. Over the years, the officers of Ship 461 have worked with dozens of young adults, helping them to mature and grow as self-assured individuals and members of the community. We're glad that your son/daughter has chosen to join us and feel certain that he or she will grow and develop citizenship and leadership skills while having a good time. We want to take a few moments to tell you about our program and ask you for your help.

Ship 461 is a part of the Boy Scouts of America, Cradle of Liberty Council and works side by side with Troop 461.

The day-to-day operation of the Ship is lead by the Ship's Boatswain, a youth member. His/her adult advisor is the Skipper, Tim Wile. The other officers assisting the Skipper (called Mates) are Andrew Cowles and Randy van der Kleut.

The Boatswain and Skipper work together to ensure that Ship meetings and program run smoothly, and challenges are dealt with before they become problems. The rest of the Ship leadership team is comprised of "*petty officers*" (youth leaders). Each petty officer has an adult advisor who helps her or him do the job and learn how to do the job better.

Through this experience, the Sea Scout gets the job done, leads the Ship, and develops leadership skills. The Ship has never been in a position of having too much adult help. Running a high quality program (and this Ship wants to achieve *Standard Sea Scout Unit* every year) takes a lot of hands.

We can use your help. Please fill out the attached talent survey and tell us about any special interests or skills that you might have that can help us with our program. We often need a parent or two to help us at activities and on special occasions. You are most certainly welcome at any meeting and on any activity. We look forward to working with you and your Sea Scout!

Please note that photo are routinely taken at Sea Scout activities and may be posted to the Ship's website. For that reason we ask that you sign the attached photo release form. If you do not want your photo taken and/or displayed please let us know.

Please feel free to contact our Skipper or Mates at any time concerning our program. Remember this is your son's or daughter's Ship. The best Skipper is one who trains his crew and develops youth leadership so well that he or she appears to be doing nothing while underway.





Sea Scout Ship 461



Release form for photos taken in conjunction with Sea Scout Ship 461 activities

I hereby authorize and release Sea Scout Ship 461 officers to publish my photo on the Ship's website. This authorization will be in effect until revoked by me.

Name: _____

Signed _____

Date _____

